











Monday	Tuesday	Wednesday	Thursday	Friday	Sat./Sun.
 <b>Chanukah concludes</b>	Emerald Society, McLoughlin's, Astoria, 6PM.	Yule party: CCA at Antun's, Q. Village, 8PM.  <b>Pearl Harbor</b>	\$\$\$ 8 Yule parties: Departmental at Academy 7 PM. Emerald Society at McL's, 6 PM. Bx jails, Eastwd Manor, Bx, 9 PM.	9 Yule parties: BCF, Studio 213, 7PM. BKHDM/BkCts/KCHPW at Glen Terrace, 9 PM. OBCC/West Fac., Dante's, 9 PM.	10 Guardians, 11 am, Memorial, St Paul's, Hendrix St., Bklyn. Yule: Afro-Am. Retirees, Dante's, 5 to 10 pm
Columbia Assn. at Oz.-Hwd AC, 5 PM 	Gay Officers' Action League 8 PM W13th St. Hispanic Society, 6:30 PM, Lincoln Hospital	Guardians 6:30PM, State Office Bldg. 125th St. & 7th Ave., Manhattan 	\$\$\$ Investigation/Home Visitation/Arrest Unit party, Waterfront Crabhouse, 203 Borden Ave, LIC, 5 PM.	16 Yule parties: BCF, Studio 213, 7PM. BKHDM/BkCts/KCHPW at Glen Terrace, 9 PM. OBCC/West Fac., Dante's, 9 PM.	17 Yule/Kwanzaa: DOC Guardians, Puck Studios, 7 PM. BHPW, 8 PM, yule fete, South St. Cafe.
19	20	21 COs for Christ, 5 PM, Academy ADWs & Captains Associations, Antun's, 5 PM Queens Village <b>Winter begins</b>	22	23	 <b>Christmas</b>
 <b>Kwanzaa through Jan. 1</b>	Women in Correction, Academy, 6 PM. 	Maccabees 6 PM Academy 	\$\$\$ Deadline for Central Office Gallery submissions --winter theme. Call Diane Ward (212) 266-1604 for details.	30	 <b>New Year's Eve</b>

## QUICKIE QUIZ

Some forty years ago, Correction's total inmate population was more than an eighth but less than a quarter, more than quarter but less than a third, more than a third but less than half the current DOC inmate census?

At that time, DOC was operating below or above capacity? By what percentage?

See elsewhere on page for answer printed upsidedown.



"Another Day at the Range trying to Requalify"

## QUIZ ANSWERS

See elsewhere on page for questions. three or so. a percentage point or two or operating below capacity by capacity. Currently, DOC is operating at 88% above Then the system was (now running about 19,500). current DOC census figures third but less than half the 8,000; that is, more than population was fewer than In 1954, the total inmate